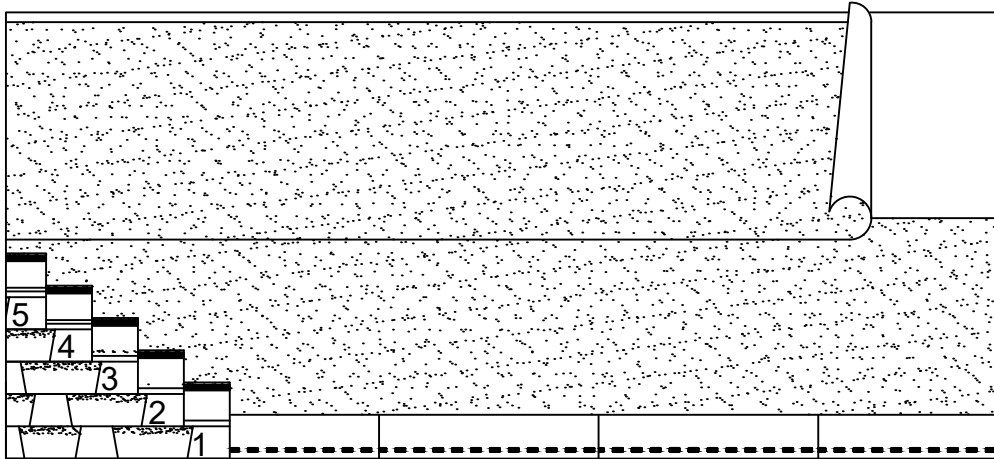


LAMINATE LAYOUT PATTERN

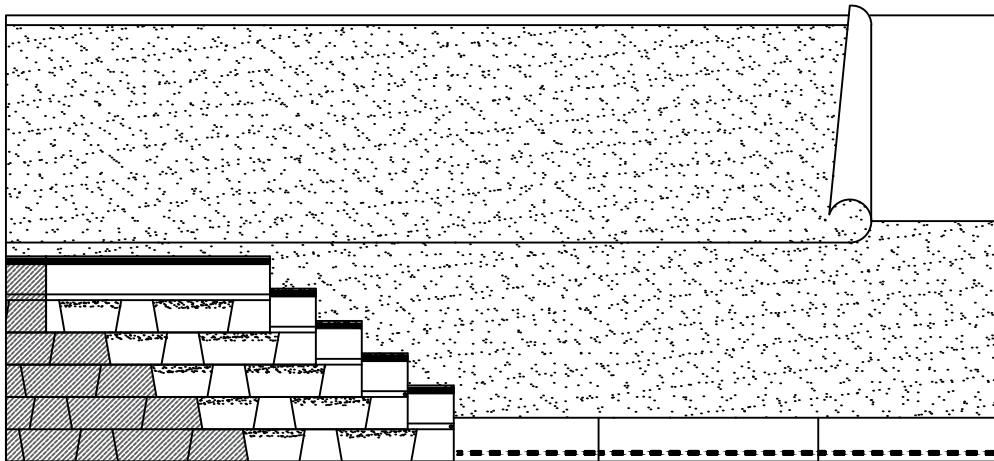


STEP 1

COURSES 1-5

- 1: FULL LENGTH
- 2-5: EACH PROGRESSIVELY 8" SHORTER (MIN 4")

*LOOSELY BUTT FACTORY EDGE TO FACTORY EDGE WHEN INSTALLING THE STAIRSTEP METHOD.

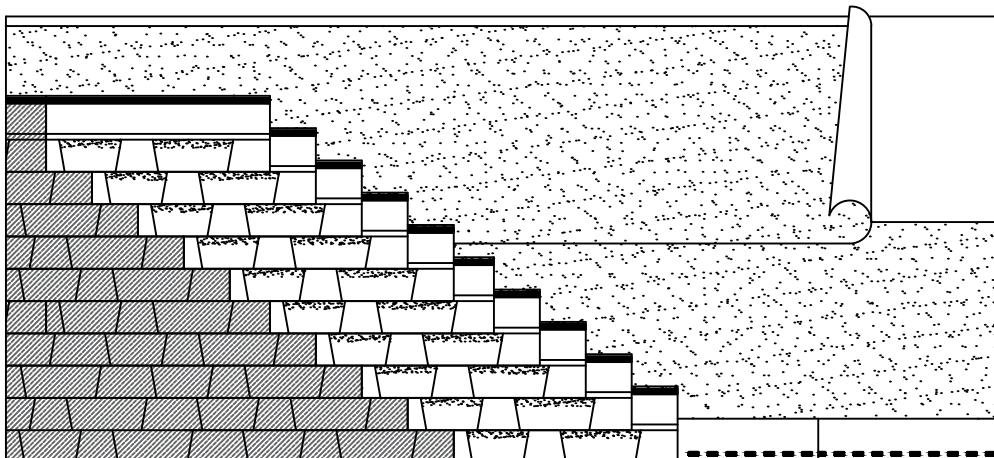


STEP 2

COURSES 1-5

*APPLY A FULL SHINGLE ADJACENT TO EACH OF THE FIRST FIVE COURSES TO EXTEND THE PATTERN.

*LOOSELY BUTT FACTORY EDGE TO FACTORY EDGE WHEN INSTALLING THE STAIRSTEP METHOD.



STEP 3

REMAINING COURSES

*REPEAT THE PROCESS AT COURSE 6 BEGINNING WITH A FULL SHINGLE AND CONTINUE SUCCEEDING COURSES ON UP THE ROOF.

*LOOSELY BUTT FACTORY EDGE TO FACTORY EDGE WHEN INSTALLING THE STAIRSTEP METHOD.

STEEP SLOPE 9



Rev. 8/20

PROJECT NAME:

ADDRESS:

OWNER:

DATE:

SCALE: NOT TO SCALE

PROJECT NO.:

DRAWING NO. :

SUBMITTAL NO. :