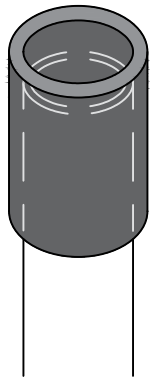
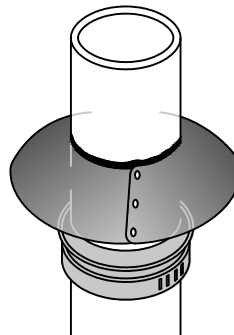
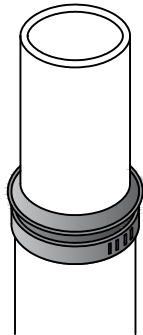


LEAD PIPE FLASHING - LAMINATE SHINGLE ROOF



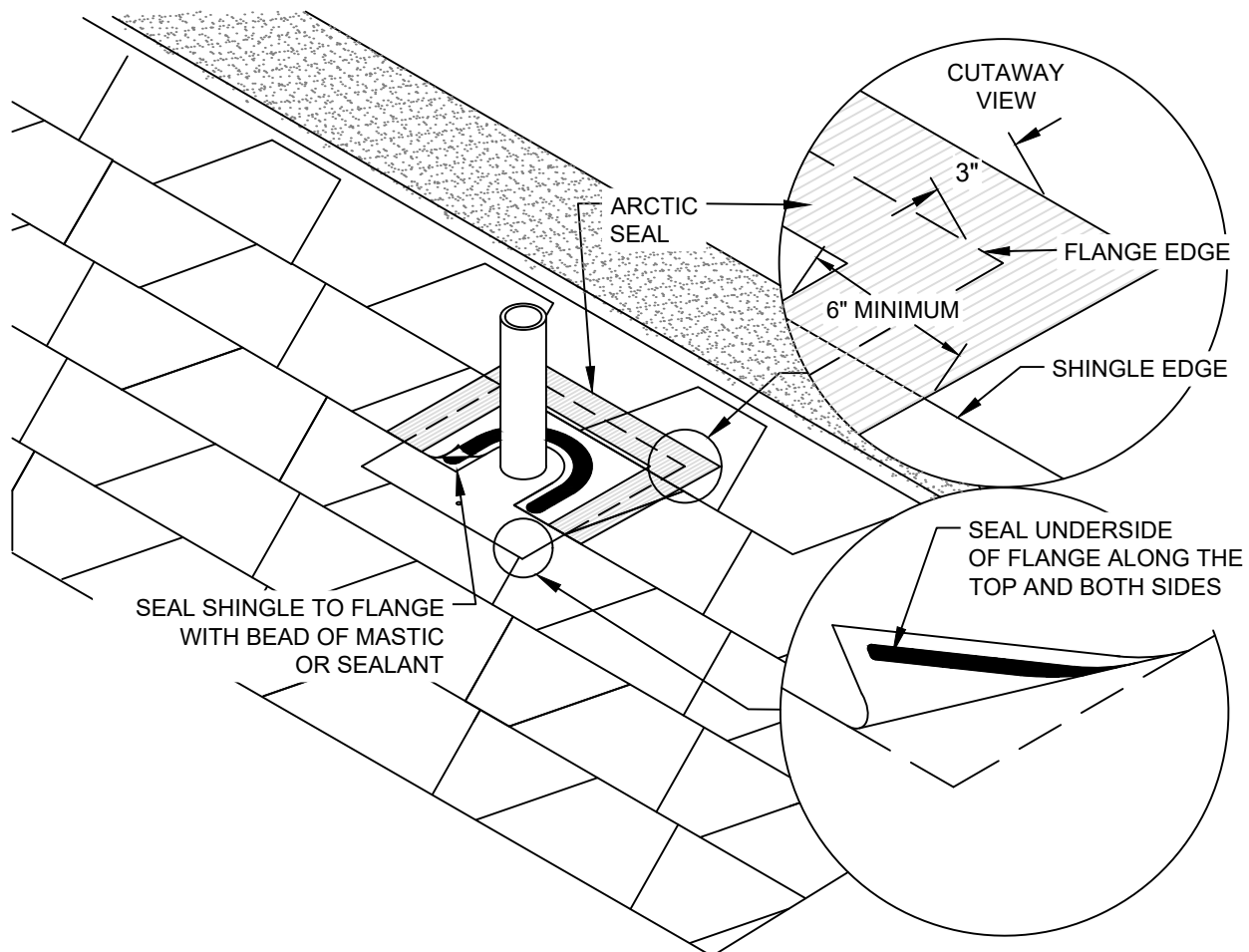
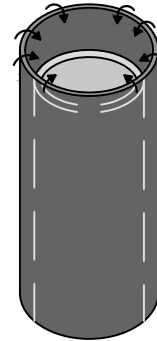
OPTION 1:
INSTALL A LEAD CAP TO COVER THE TOP OF THE LEAD FLASHING A MINIMUM OF 1".

OPTION 2:
INSTALL A BAND CLAMP; TIGHTEN AND SEAL THE TOP OF THE FLASHING USING URETHANE CAULKING.



OPTION 3:
FOR ADDITIONAL PROTECTION FOLLOWING INSTALLATION OF A BAND CLAMP WITH SEALANT (OPTION 2), ADD A STORM COLLAR ABOVE THE BAND CLAMP AND SEAL THE TOP OF THE COLLAR TO THE PIPE PENETRATION.

OPTION 4:
FULL LENGTH LEAD CAP EXTENDED A MIN 1-1/4" ABOVE VENT FLASHING. ROLL EXCESS LENGTH A MIN. OF 1" INTO VENT PIPE AND FORMING TIGHTLY TO SIDES



STEEP SLOPE 18D



Rev. 6/22

PROJECT NAME:

ADDRESS:

OWNER:

DATE:

SCALE: NOT TO SCALE

PROJECT NO:

DRAWING NO. :

SUBMITTAL NO. :