



TECHNICAL BULLETIN

CODE-COMPLIANT STARTER SHINGLES

[May 2020]

International Building Code and International Residential Code state shingles must comply with ASTM D3462, so how wide do *starter shingles* need to be to comply?

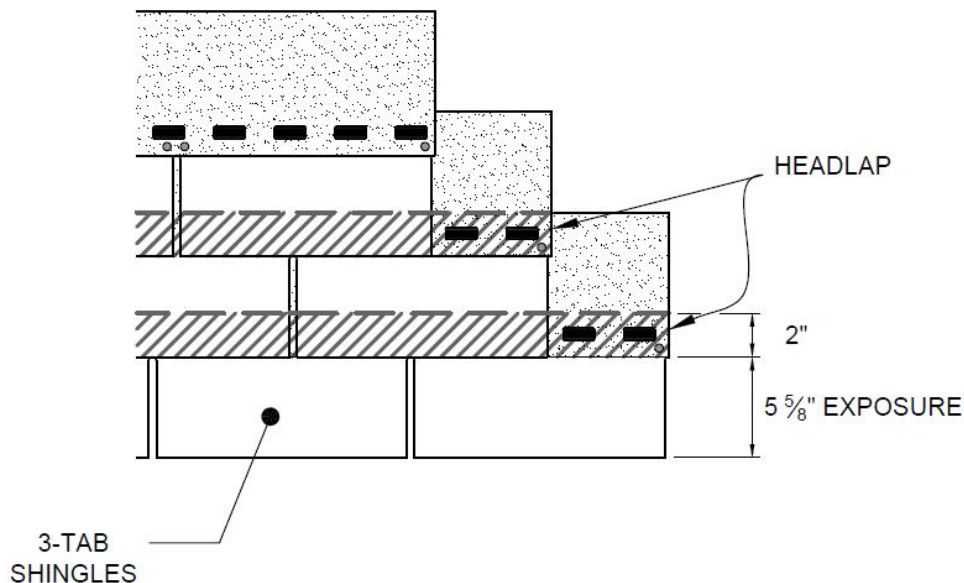
The simple answer is 2" (51 mm) wider than the exposed portion of the shingle.

ASTM D3462 states in Section 1.2 relative to their *fastening* that, "Shingles meeting this specification are intended to be applied with a headlap of not less than 51 mm (2 in.)."

ASTM's glossary of standard terminology (D1079) defines *headlap* as, "the area on a shingle ... that is covered by the requisite number of layers in multi-ply construction; for example, two layers on a strip shingle..."

Put another way, the headlap is where two shingles are fastened together. In shingling a roof, one course of shingles goes down and the next course overlaps it to the point of shingle exposure, typically $5\frac{5}{8}$ ". Because of the overlap, fastening that next course means driving a fastener through *two layers* of shingle courses. To be code-compliant then, a starter shingle must have an overall width that allows it to be fastened at the headlap of the first course shingle.

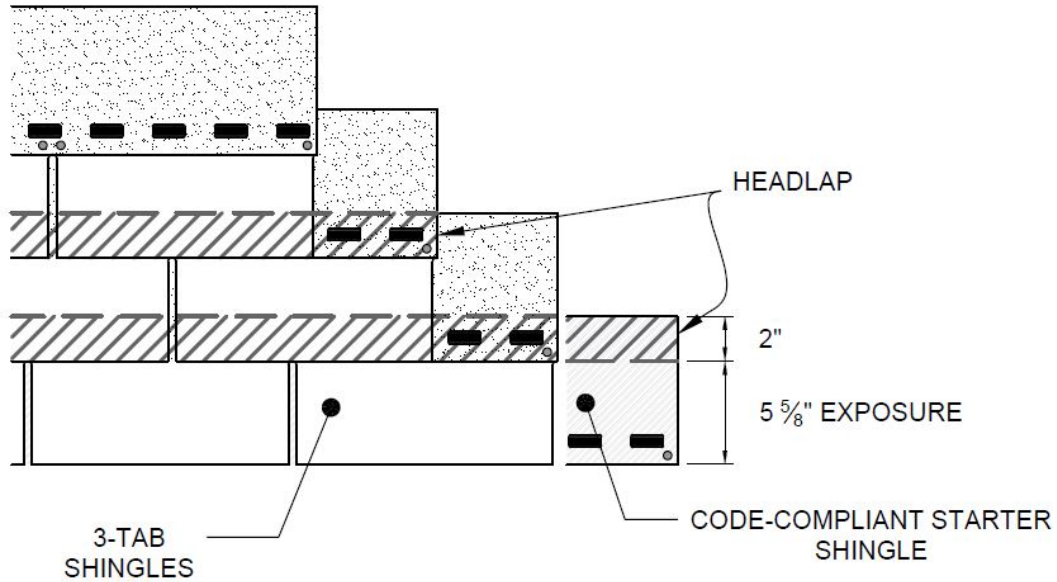
The drawing below shows where the headlap is on 3-tab shingles.



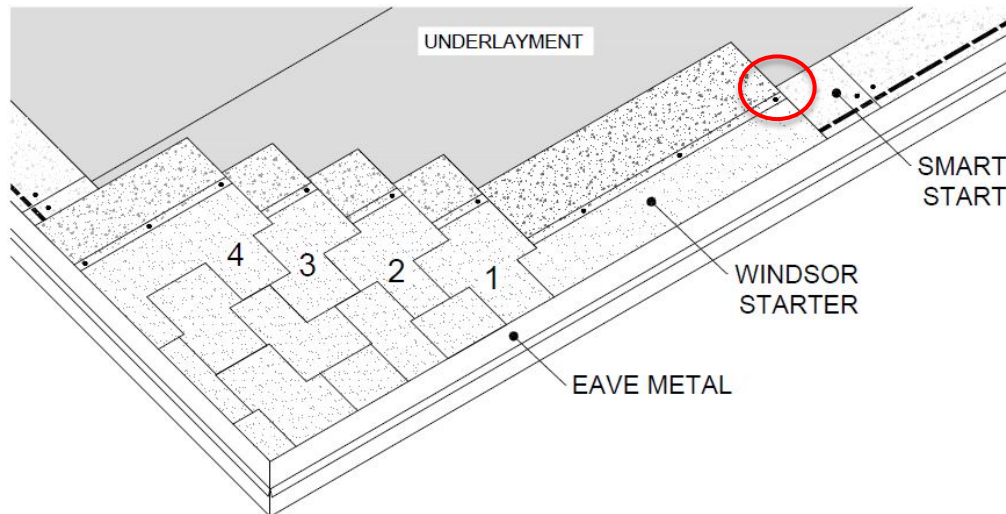
Malarkey 3-tab and laminate shingles have a $5\frac{5}{8}$ " exposure. Add the minimum 2" headlap width, and the starter shingles must be at least $7\frac{5}{8}$ " wide to be fastened with the shingle. Malarkey's 210 Smart Start™ shingle separates at a perforation to create two, $8\frac{3}{16}$ " wide



starter shingles, more than enough height to allow proper fastening even when shingling at a swift pace.



Smart Start™ also works in compliance with Malarkey's Windsor® shingle line (as well as most large format designer shingles on the market today) and its starter, Windsor® Starter. A required component of Windsor® installation, Smart Start™ is applied to the roof deck first, then Windsor® Starter, then the first course of Windsor® shingles. Like 3-tabs and laminates, the drawing here shows the width of Smart Start™ allows Windsor® Starter to be properly fastened at the headlap.



Contact Malarkey Technical Services with questions at (800) 545-1191 or (503) 283-1191, 7:00 am to 5:00 pm Pacific Time, or email us at technicalinquiries@malarkeyroofing.com.