



How to Register and Get Started in 3M Scotchgard™ Protector Academy (For Contractors Who Self-Register)

3M Scotchgard™ Protector Academy Instructions for Self-Register Contractors

Please note, these instructions are only for External users (users who are not 3M employees or bCom users).

Preferred browser: Internet Explorer

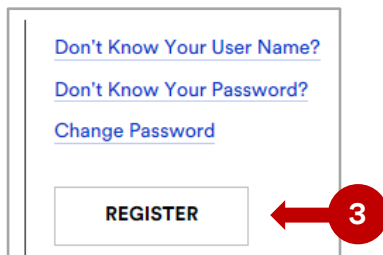
Support: For any issues experienced, please submit a ticket at:

https://www.3m.com/3M/en_US/3m-academy/contact-us/

- When submitting a ticket using the above link, please use the attach function at the bottom of the ticket entry form to include a screen shot of the issue.

Register for 3M Scotchgard™ Protector Academy

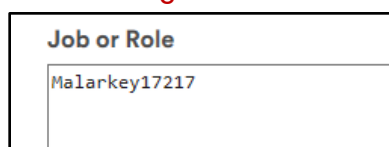
1. It is strongly suggested that you restart your browser before attempting to register to avoid browser cache errors related to logins.
2. Go to https://www.3m.com/3M/en_US/roofing-granules-us/shingle-sales-specialist-distributors-malarkey/
3. **Scroll down then click REGISTER.**



Don't Know Your User Name?
Don't Know Your Password?
Change Password

REGISTER

4. A registration form appears. Complete the registration information. **Important:** Enter Malarkey17217 in the "Job or Role" field in order to gain access to the Malarkey Sales Training.



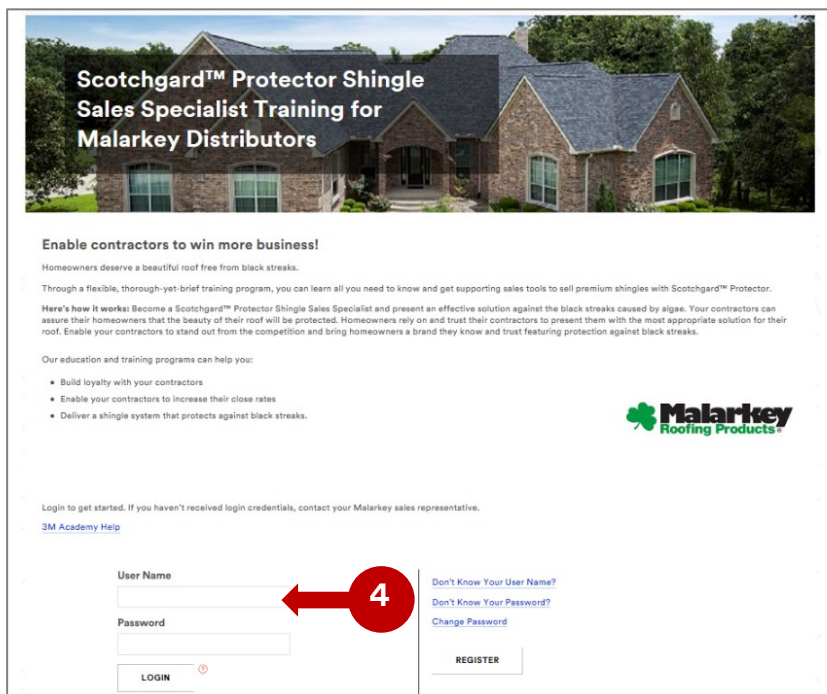
Job or Role

Malarkey17217

5. **Click Submit.**
6. **Check your email** for an email with the subject “3M Scotchgard™ Protector Academy - Please Activate your Account”. **You must click the activate link in the email to complete registration and be able to log in.**
7. After clicking the activate link, you will be directed to the Academy login page.
8. **Enter your login information (email and password that you entered on the registration form).**
9. If you still receive an “unable to process your account” error when attempting to launch the module, the automated account setup process has not completed. Please wait a few minutes, restart your browser, then try again before reporting the error.

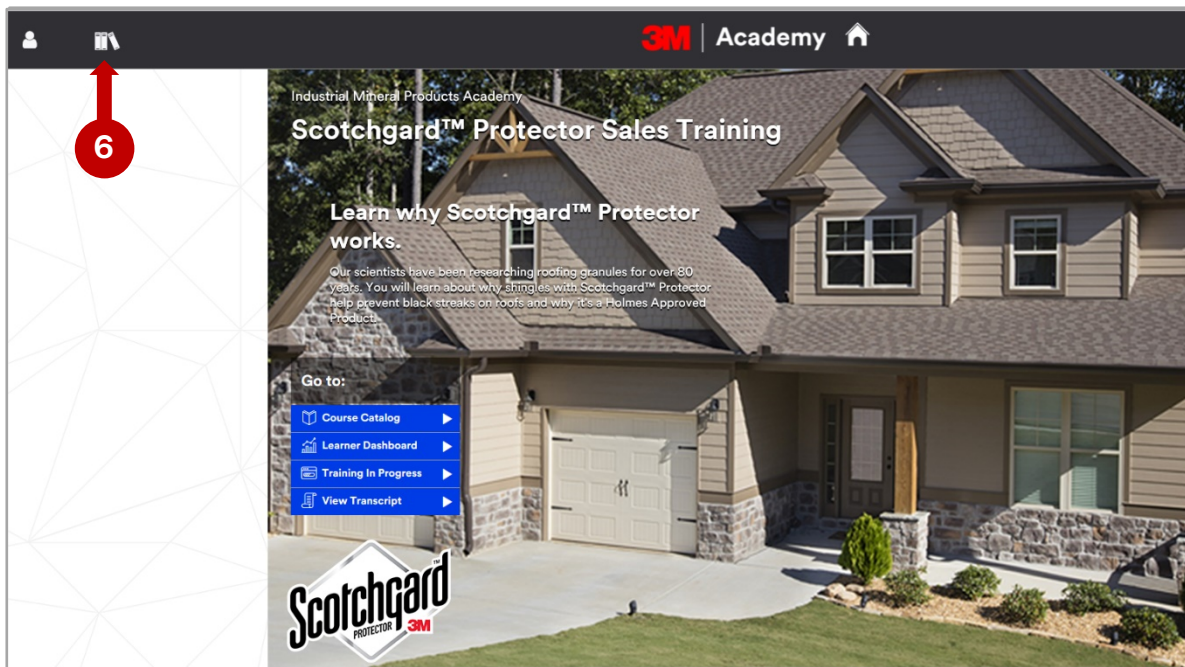
Module Launch Instructions

1. It is strongly suggested that you restart your browser before attempting to launch the module to avoid browser cache errors related to logins.
2. **Turn pop-up blockers off.**
3. Go to https://www.3m.com/3M/en_US/roofing-granules-us/shingle-sales-specialist-distributors-malarkey/
4. **Enter your login Credentials (email address/password) in the left middle section of the page. Do not use the Login at the top right corner of the page.**




5. If you receive an error message when attempting to login in/launch a module (we are unable to process your request, unable to provision your account), you may not have previously registered and will need to complete the Register for 3M Scotchgard™ Protector Academy instructions above.

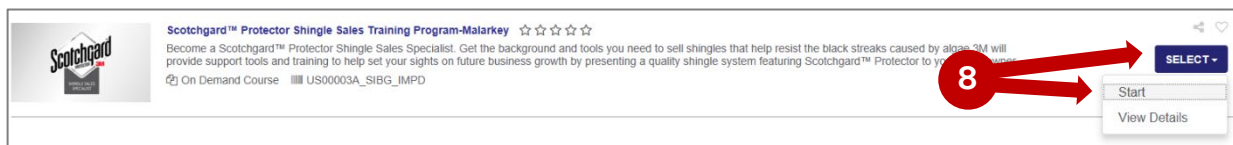
6. After successfully logging in, the Scotchgard™ Protector Sales Training page appears. Click the library icon in the top left corner.



7. The LIBRARY appears. Click the Industrial Mineral Products library topic.



8. The module(s) for that topic appear. To launch the module, click Select, then Start. After completing this module, the next module in the training will appear in the Industrial Mineral Products library topic.



Ongoing 3M Scotchgard™ Protector Academy access

For ongoing access to 3M Scotchgard™ Protector Academy Training, bookmark the Login page:
https://www.3m.com/3M/en_US/roofing-granules-us/shingle-sales-specialist-distributors-malarkey/

- Login using your email address and password. Use the “Don’t know your password” link on the right side of the page if you forget your password.