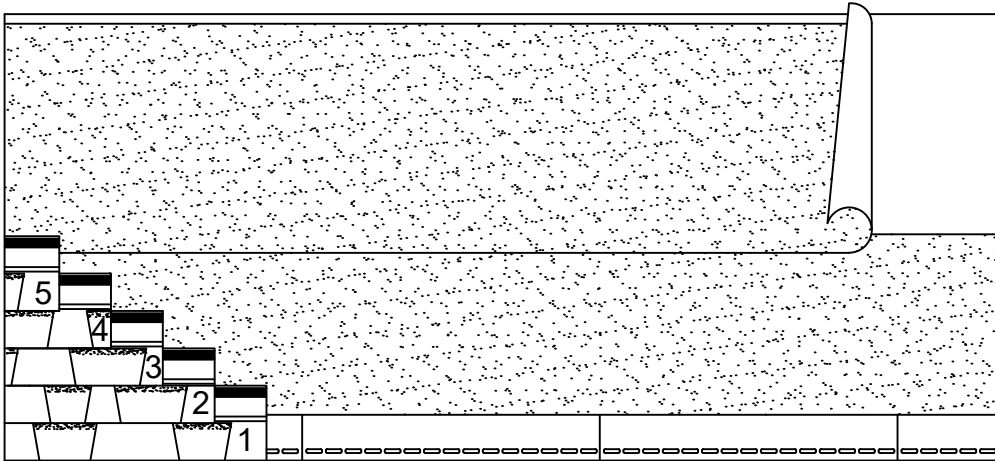


# LAMINATE LAYOUT PATTERN

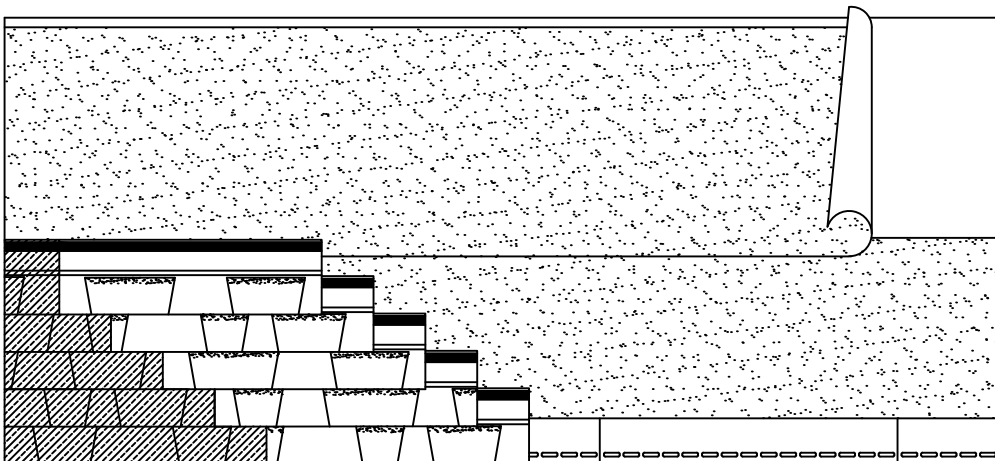


## STEP 1

### COURSES 1-5

- 1: FULL LENGTH
- 2-5: EACH PROGRESSIVELY 8" SHORTER (MIN 4")

\*LOOSELY BUTT FACTORY EDGE TO FACTORY EDGE WHEN INSTALLING THE STAIRSTEP METHOD.

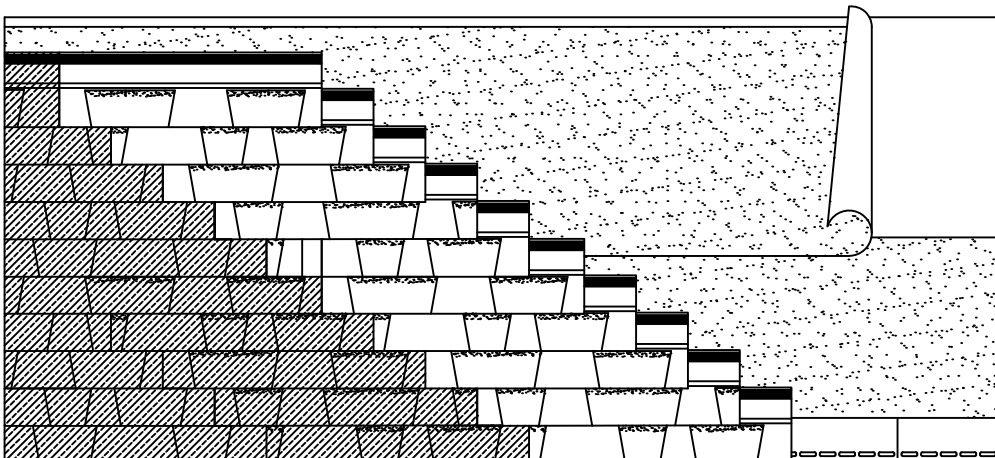


## STEP 2

### COURSES 1-5

\*APPLY A FULL SHINGLE ADJACENT TO EACH OF THE FIRST FIVE COURSES TO EXTEND THE PATTERN.

\*LOOSELY BUTT FACTORY EDGE TO FACTORY EDGE WHEN INSTALLING THE STAIRSTEP METHOD.



## STEP 3

### REMAINING COURSES

\*REPEAT THE PROCESS AT COURSE 6 BEGINNING WITH A FULL SHINGLE AND CONTINUE SUCCEEDING COURSES ON UP THE ROOF.

\*LOOSELY BUTT FACTORY EDGE TO FACTORY EDGE WHEN INSTALLING THE STAIRSTEP METHOD.

# STEEP SLOPE 9



Rev. 12/18

PROJECT NAME:

ADDRESS:

OWNER:

DATE:

SCALE: NOT TO SCALE

PROJECT NO:

DRAWING NO. :

SUBMITTAL NO. :