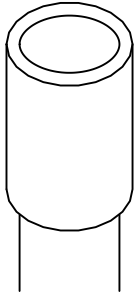
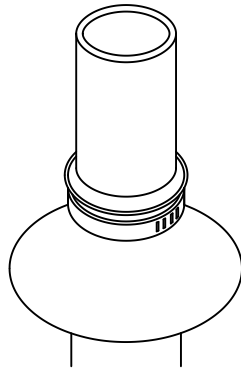


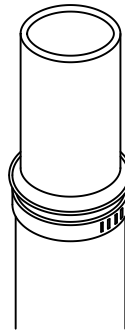
LEAD PIPE FLASHING



OPTION 1:



OPTION 2:

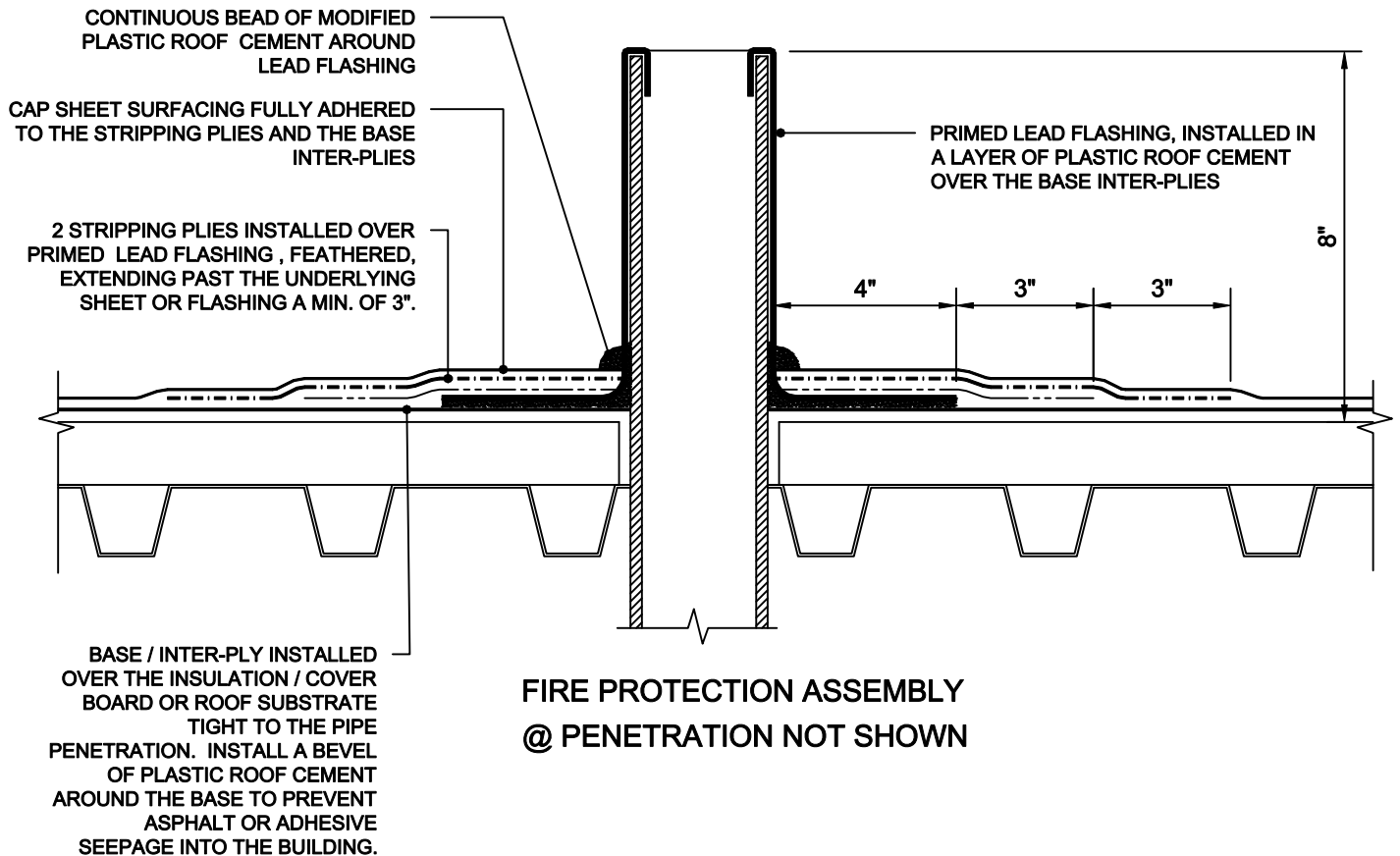


OPTION 3:

OPTION 1:
INSTALL A LEAD CAP TO COVER THE TOP OF THE LEAD FLASHING A MINIMUM OF 1".

OPTION 2:
INSTALL ABS, METAL, OR SINGLE-PLY STORM COLLAR AND SEAL THE TOP OF THE COLLAR TO THE PIPE PENETRATION. INSTALL BAND CLAMP, TIGHTEN AND SEAL THE TOP OF THE FLASHING USING URETHANE CAULKING.

OPTION 3:
INSTALL BAND CLAMP, TIGHTEN AND SEAL THE TOP OF THE FLASHING USING URETHANE CAULKING.



LOW SLOPE P

PROJECT NAME:

DATE:

SCALE: NOT TO SCALE

PROJECT NO:

ADDRESS:

DRAWING NO. :

OWNER:

SUBMITTAL NO. :